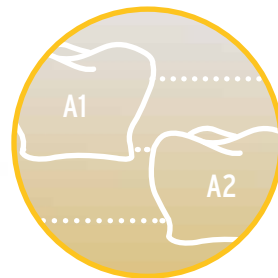
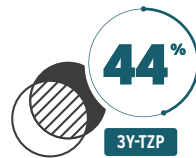


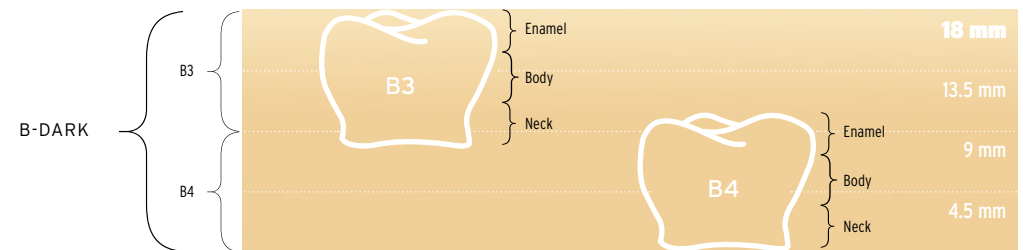
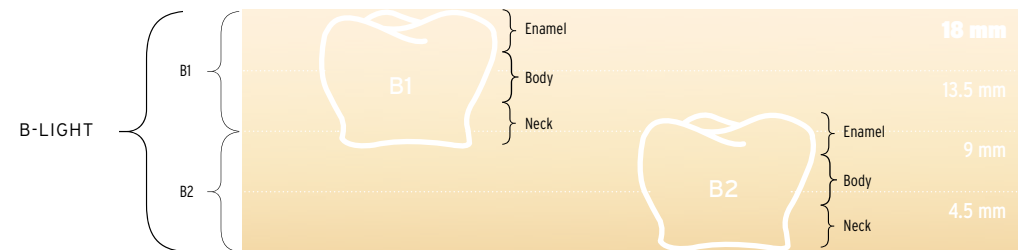
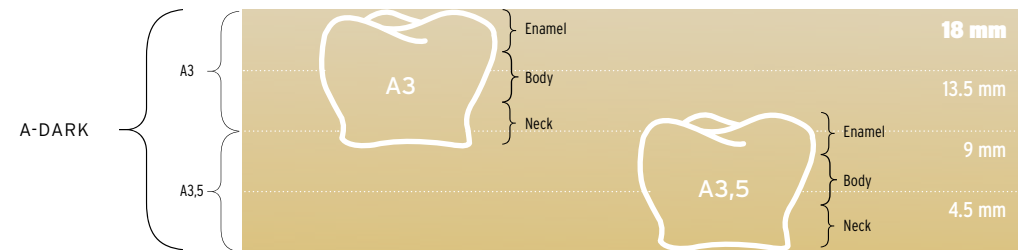
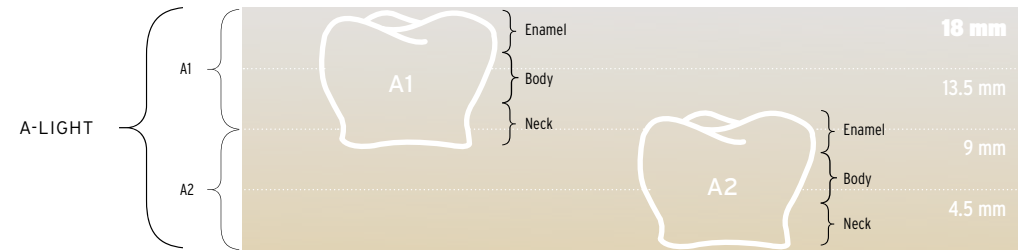
# Get the right shade easily.

## Nacera® Color Guide Pearl Multi-Shade

- Two Vita\*-shades out of one blank
- 4 layers with smooth transitions
- 14 mm, 18 mm and 22 mm height  
Please note: For a smooth color gradient with high anterior teeth use 18 mm
- First half: brighter shades (top of disc)
- Second half: darker shades (bottom of disc)



**2 Vita shades  
in 1 blank**  
Nacera Pearl  
Multi-Shade Blank



EXEMPLARY PRESENTATION OF 18 MM DISC  
(14 AND 22 MM WORK WITH THE SAME LOGIC).

ARCHIVEABLE SHADES

### Nacera Pearl Shade

- A-Light
- A-Dark
- B-Light
- B-Dark
- C-Light
- C-Dark
- D-Light
- D-Dark

### VITA® Shade

- A1 - A2
- A3 - A3,5
- B1 - B2
- B3 - B4
- C1 - C2
- C3 - C4
- D2 - D3
- D3 - D4